




Mewn partneriaeth â
In partnership with

DIWRNOD Y
LLYFR
WORLD
BOOK
DAY

**Creu
Mwgwd
Gafr**




Sut i greu'r mwgwd

Fe fydd angen: Papur A4, cardbord, glud, siswrn, pensiliau lliw, ffon bren

CAM 1

Argraffwch y dudalen gyntaf ar ddarn o bapur A4. Os nad oes argraffydd ar gael, dilynwch y camau ar y dudalen nesaf i ddarlunio'r mwgwd.




CAM 2

Gludwch y papur at ddarn o gardbord. (Bydd darn arall o bapur trwchus yn gweithio hefyd!)



CAM 3

Gyda chymorth oedolyn, defnyddiwch siswrn i dorri allan siâp y pen yn ofalus. Cofiwch greu tyllau ar gyfer y llygaid hefyd.



CAM 4

Defnyddiwch bensiliau, pennau neu greonau i liwio ac addurno'ch mwgwd.

CAM 5


Gludwch ffon bren at gefn y ffigur i gwblhau'r mwgwd!



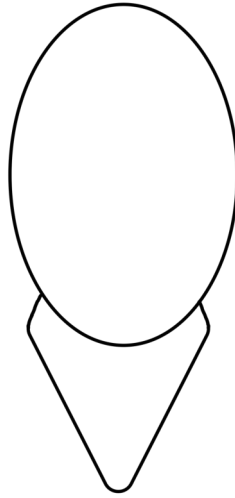
Darlunio'r mwgwd

Os nad oes argraffydd ar gael, peidiwch â phoeni!
Dilynwch y canllaw cam wrth gam isod i ddarlunio eich mwgwd eich hun.


1




2




3




4




5



6



7



8

